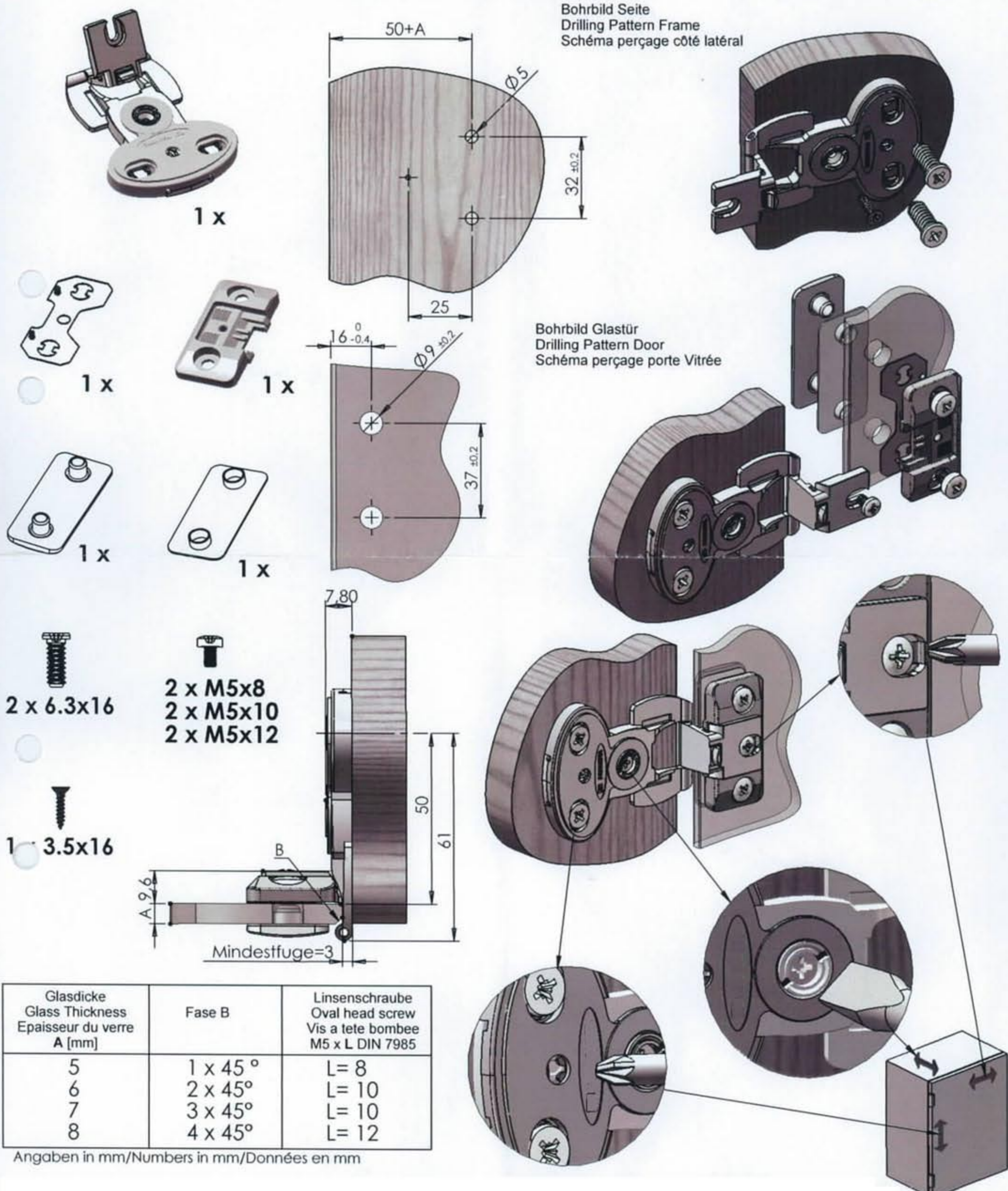


Montageanleitung / Mounting Instruction / Instructions de Montage

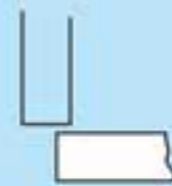
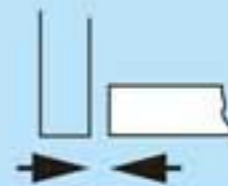


Glasdicke Glass Thickness Épaisseur du verre A [mm]	Fase B	Linsenschraube Oval head screw Vis a tête bombée M5 x L DIN 7985
5	1 x 45°	L= 8
6	2 x 45°	L= 10
7	3 x 45°	L= 10
8	4 x 45°	L= 12

Angaben in mm/Numbers in mm/Données en mm



R = Quick mounting
S = Screw on version



NORM
R S G

3D adjustment

2660G81 N



50

180°

3

19 / 4-8

DIN

In case of 2660G81 N fastening screws and plastics are included