

# Ganzglas-Vitrinen-Scharnier Hinge for All-Glass Constructions Charnière pour Vitrines

## 336 HG

### Montageanleitung / Mounting Instruction / Instructions de Montage

**Bohrbild Seite**  
Drilling Pattern Frame  
Schéma perçage côté latéral

**Bohrbild Glastür**  
Drilling Pattern Door  
Schéma perçage porte Vitree

**2 x 6.3x13**

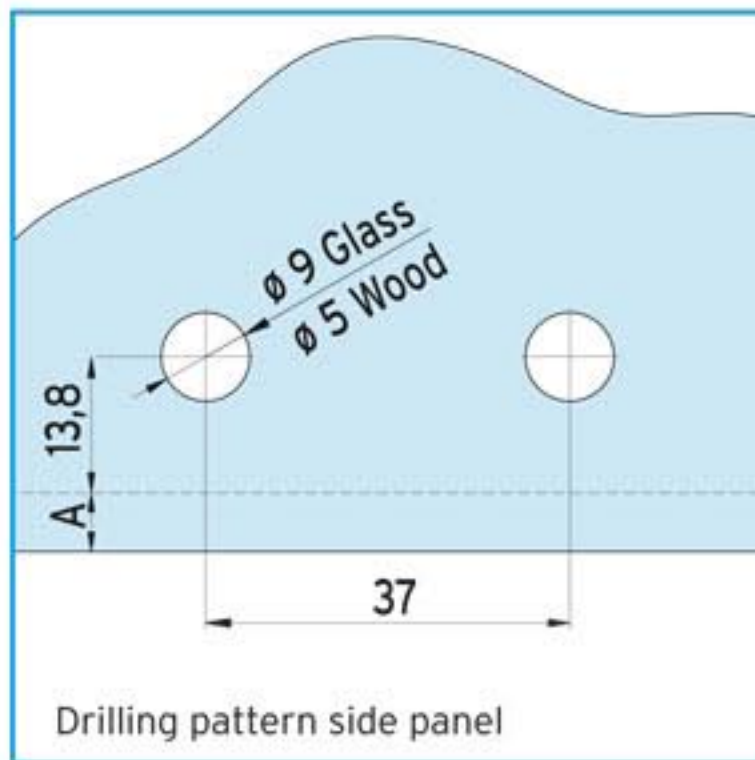
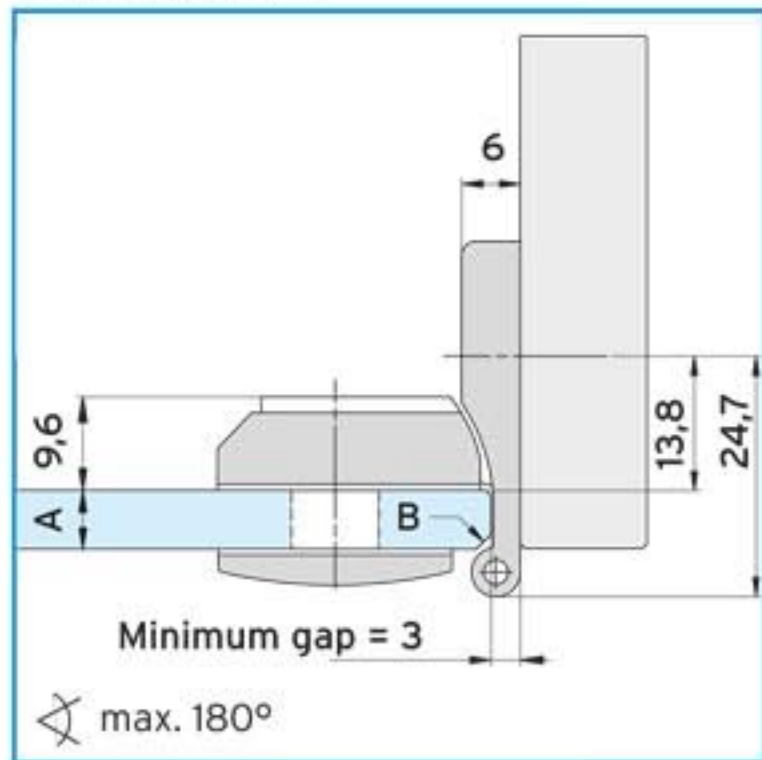
**2 x M5x8**  
**2 x M5x10**  
**2 x M5x12**

Mindestfuge=3

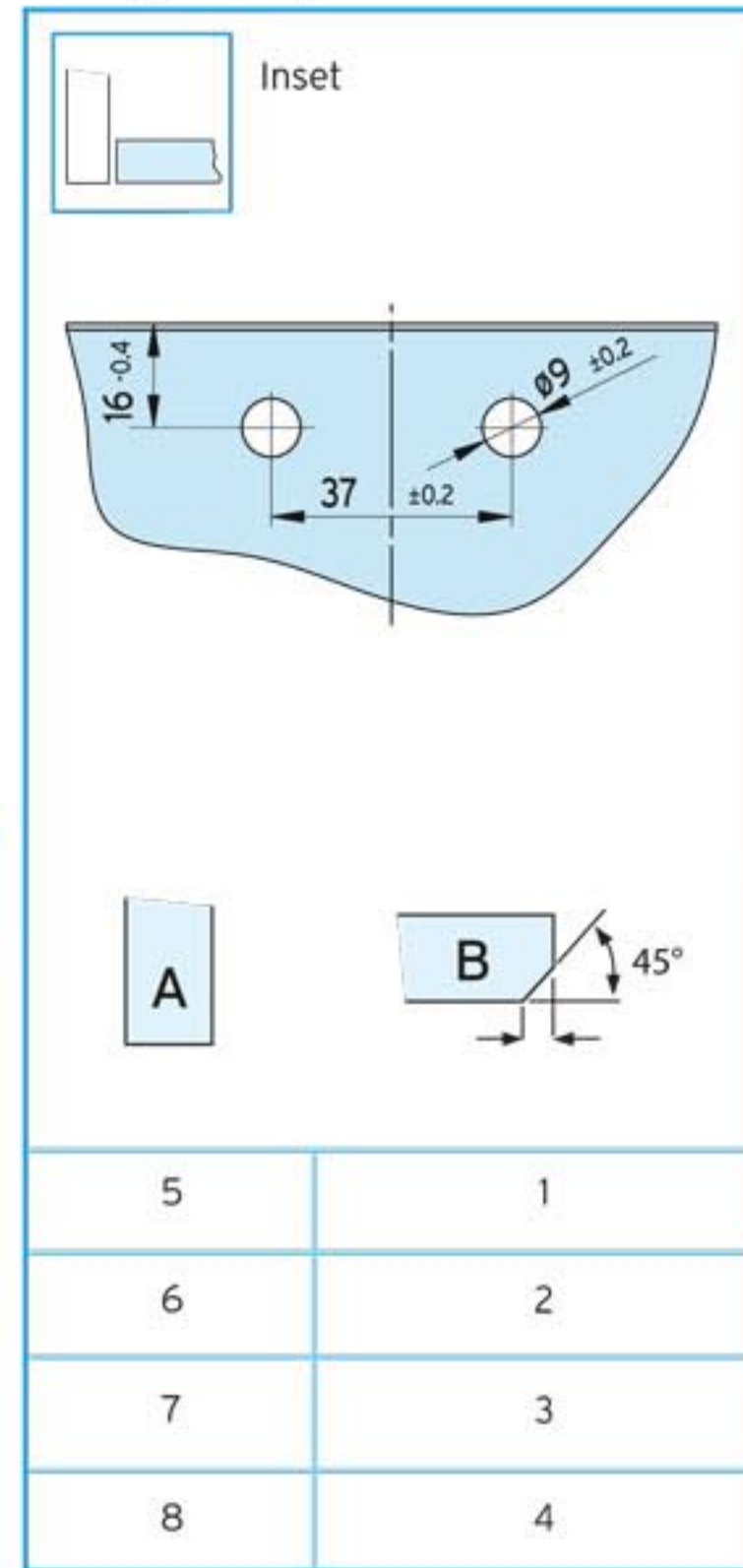
Glasdicke Glass Thickness Epaisseur du verre A [mm]	Fase B	Linsenschraube Oval head screw Vis a tete bombée M5 x L DIN 7985
5	1 x 45°	L= 8
6	2 x 45°	L= 10
7	3 x 45°	L= 10
8	4 x 45°	L= 12

Angaben in mm/Numbers in mm/Données

### Inset application



### Drilling pattern glass door



### Number of hinges

